

Report No.: 20221130

Test Time: 2022/11/30 14:31

Luminaire Property

Luminaire Manufacturer: Acolyte
Luminaire Category: Neon Contour
Lamp Catalog: NLC3.050
Luminous Length (mm): 1000
Luminous Height (mm): 17
Current: 0.397 A
Power Factor: 1.000


Luminaire Description: Neon Contour 5000k
Number of Lamps: 1
Luminous Width (mm): 08
Voltage: 24.0 V
Power: 9.53 W

Photometric Results

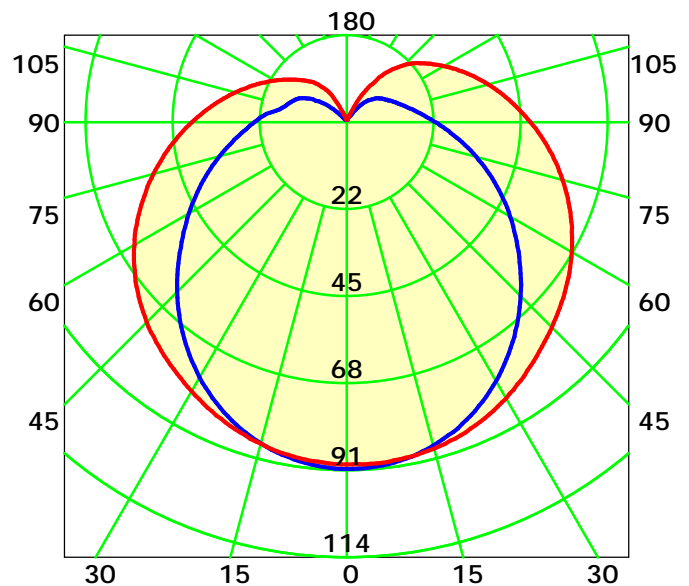
CIE Class: Semi-Direct
Measurement Flux: 473.4 lm
Downward Ratio: 77%
Horizontal Diffuse Angle(10%,50%): H258.9,H126.7
Vertical Diffuse Angle(10%,50%): V299.4,V179.3
Luminaire Efficacy Rating (LER): 50
Max. Intensity: 91.5 cd

Total Rated Lamp Lumens: 473.4 lm
Efficiency: 100%
Upward Ratio: 23%
Central Intensity: 91.49 cd
Pos of Max. Intensity: H0 V1

Picture Of Luminaire



Luminous Intensity Distribution Curve

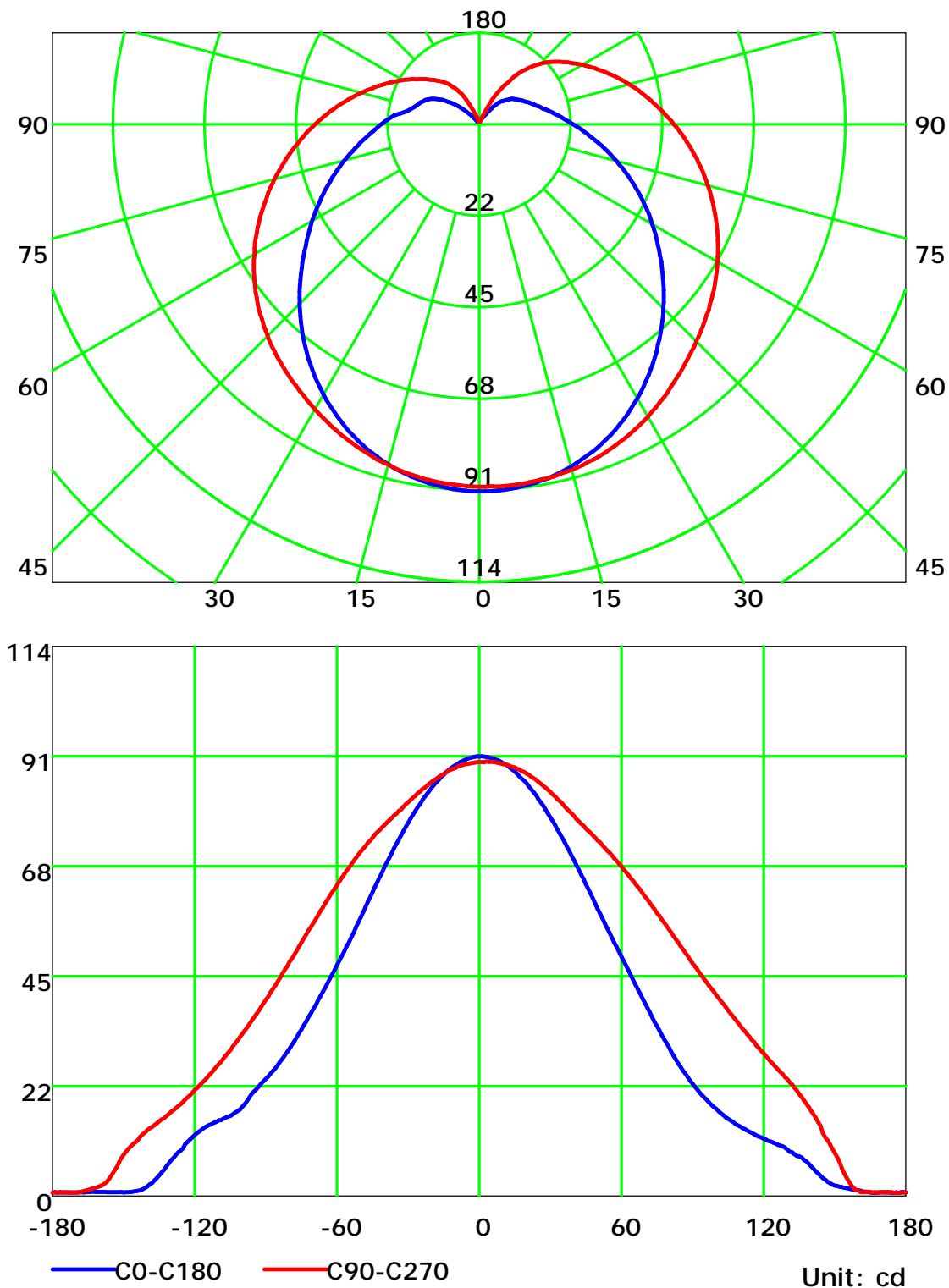


Average Diffuse Angle(50%): 153.0° Unit: cd
— C0-C180 — C90-C270

C Plane (°):0.0-360.0: 30.0
Test Lab:
Test Type: TYPE C
Temperature: 25
Operator: Jacky

Gamma Plane (°):0.0-180.0: 1.0
Test Device: GPM-1800B
Distance: 9.028 m
Humidity: 60%
Inspector:

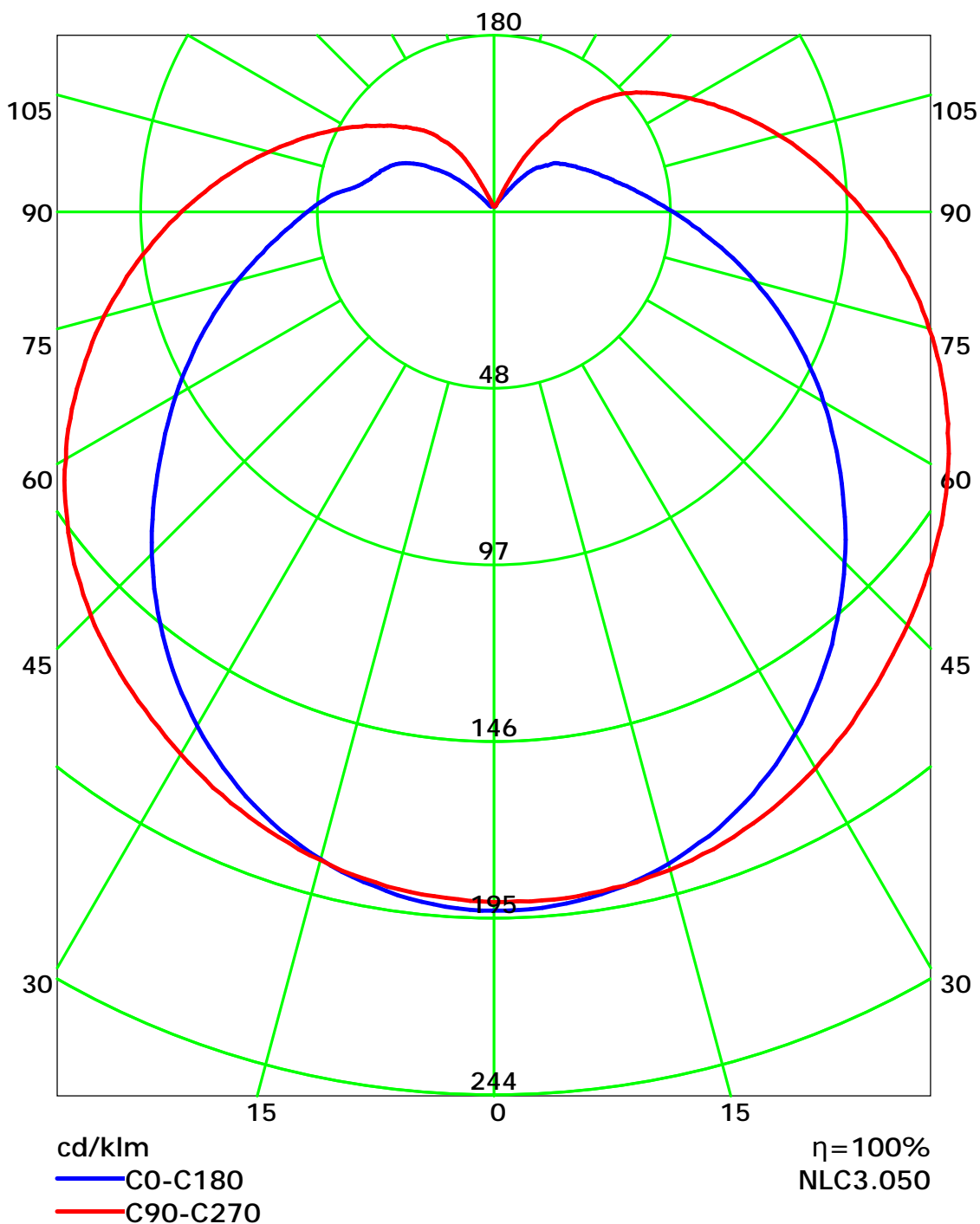
Luminous Intensity Distribution Curve



C Plane (°):0.0-360.0: 30.0
Test Lab:
Test Type: TYPE C
Temperature: 25
Operator: Jacky

Gamma Plane (°):0.0-180.0:1.0
Test Device: GPM-1800B
Distance: 9.028 m
Humidity: 60%
Inspector:

Luminous Intensity Distribution Curve(cd/klm)



C Plane (°):0.0-360.0: 30.0
Test Lab:
Test Type: TYPE C
Temperature: 25
Operator: Jacky

Gamma Plane (°):0.0-180.0:1.0
Test Device: GPM-1800B
Distance: 9.028 m
Humidity: 60%
Inspector:

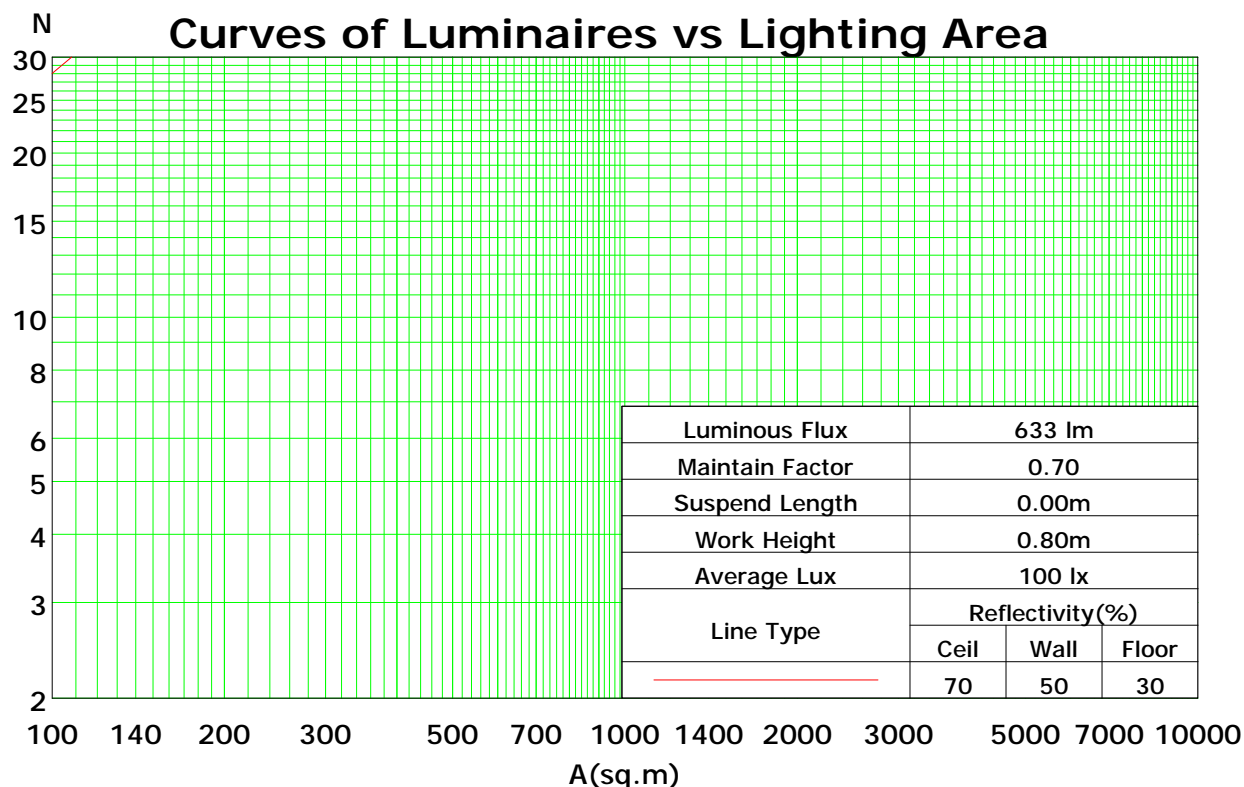
Coefficients Of Utilization - Zonal Cavity Method

RC	0.8	0.8	0.8	0.8	0.7	0.7	0.7	0.7	0.5	0.5	0.5	0.3	0.3	0.3	0.1	0.1	0.1	0
RW	0.7	0.5	0.3	0.1	0.7	0.5	0.3	0.1	0.5	0.3	0.1	0.5	0.3	0.1	0.5	0.3	0.1	0
RCR	RF = 0.2																	
0	114	114	114	114	108	108	108	108	99	99	99	90	90	90	81	81	81	77
1	100	94	89	84	95	89	85	80	81	77	73	73	70	67	66	63	61	57
2	90	80	72	65	85	76	69	63	69	63	58	62	57	53	56	52	49	45
3	81	69	60	53	77	66	58	51	60	53	47	54	48	44	48	44	40	37
4	74	61	51	44	70	58	49	42	52	45	39	47	41	36	43	38	34	31
5	68	54	44	37	64	51	43	36	47	39	34	42	36	31	38	33	29	26
6	62	48	39	32	59	46	37	31	42	34	29	38	32	27	34	29	25	22
7	57	43	34	28	54	41	33	27	38	31	25	34	28	24	31	26	22	19
8	53	39	31	25	50	38	30	24	34	27	22	32	25	21	29	23	19	17
9	50	36	28	22	47	34	27	21	32	25	20	29	23	19	26	21	17	15
10	46	33	25	20	44	32	24	19	29	23	18	27	21	17	25	19	16	14

Spacing Criteria (0-180): 1.27

Spacing Criteria (90-270): 1.38

Spacing Criteria (Diagonal): 1.47



C Plane (°):0.0-360.0: 30.0

Test Lab:

Test Type: TYPE C

Temperature: 25

Operator: Jacky

Gamma Plane (°):0.0-180.0: 1.0

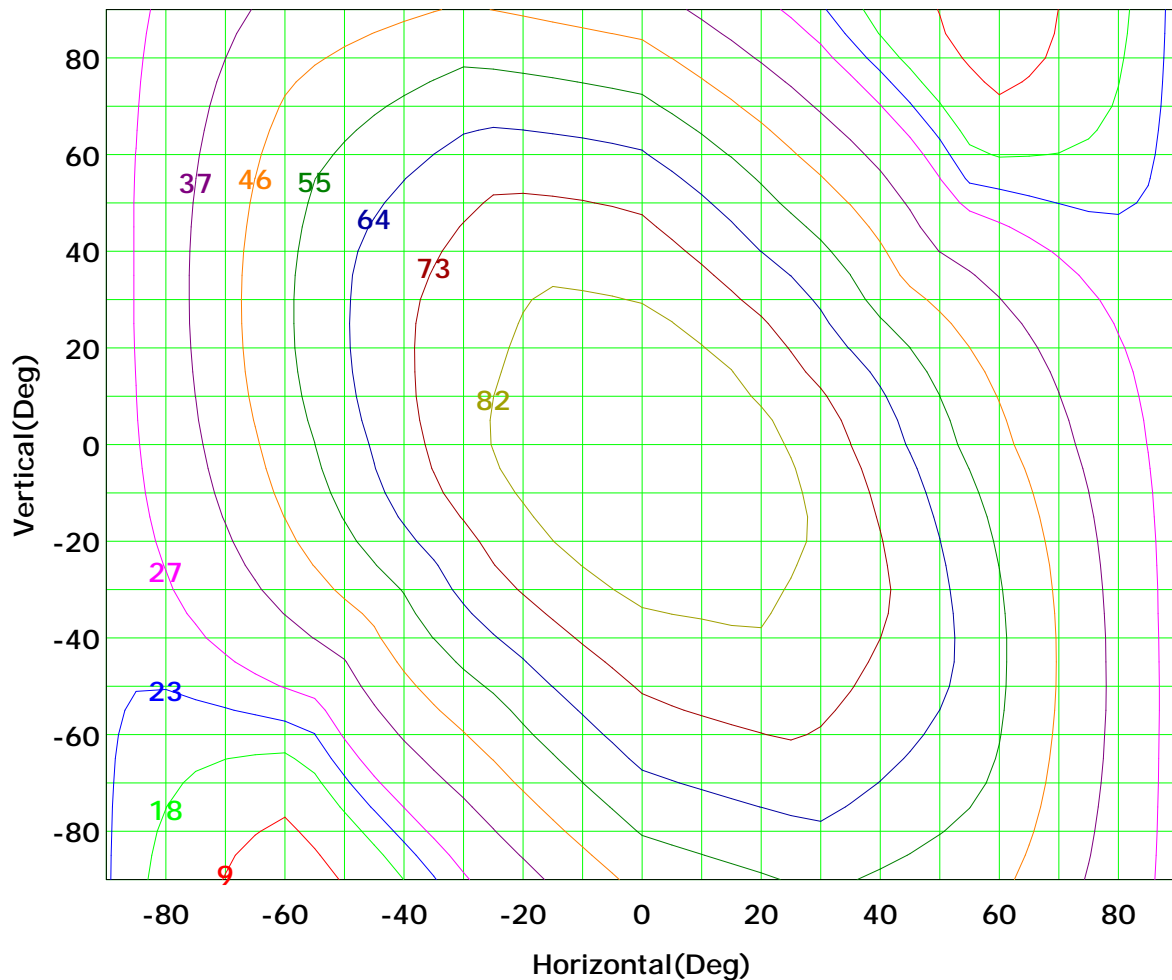
Test Device: GPM-1800B

Distance: 9.028 m

Humidity: 60%

Inspector:

Isocandela (rectangle)



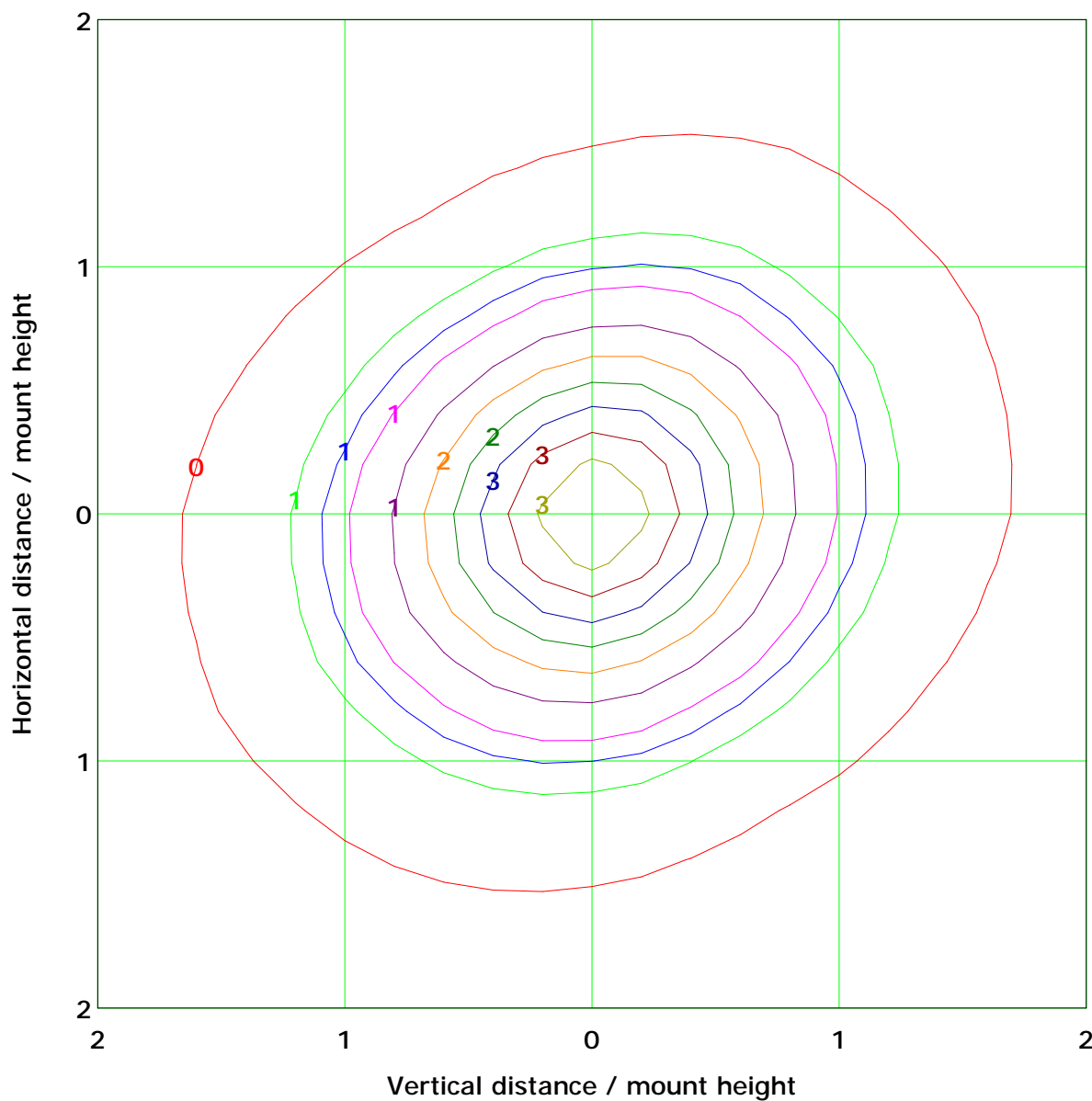
Imax (100%): 92 cd

(10%):	9 cd	(20%):	18 cd
(25%):	23 cd	(30%):	27 cd
(40%):	37 cd	(50%):	46 cd
(60%):	55 cd	(70%):	64 cd
(80%):	73 cd	(90%):	82 cd

C Plane (°):0.0-360.0: 30.0
Test Lab:
Test Type: TYPE C
Temperature: 25
Operator: Jacky

Gamma Plane (°):0.0-180.0:1.0
Test Device: GPM-1800B
Distance: 9.028 m
Humidity: 60%
Inspector:

IsoLux Plot



Mounting Height: 5.0m Max Lux(100%): 3.7 lx

(10%): 0.4 lx	(20%): 0.7 lx
(25%): 0.9 lx	(30%): 1.1 lx
(40%): 1.5 lx	(50%): 1.8 lx
(60%): 2.2 lx	(70%): 2.6 lx
(80%): 2.9 lx	(90%): 3.3 lx

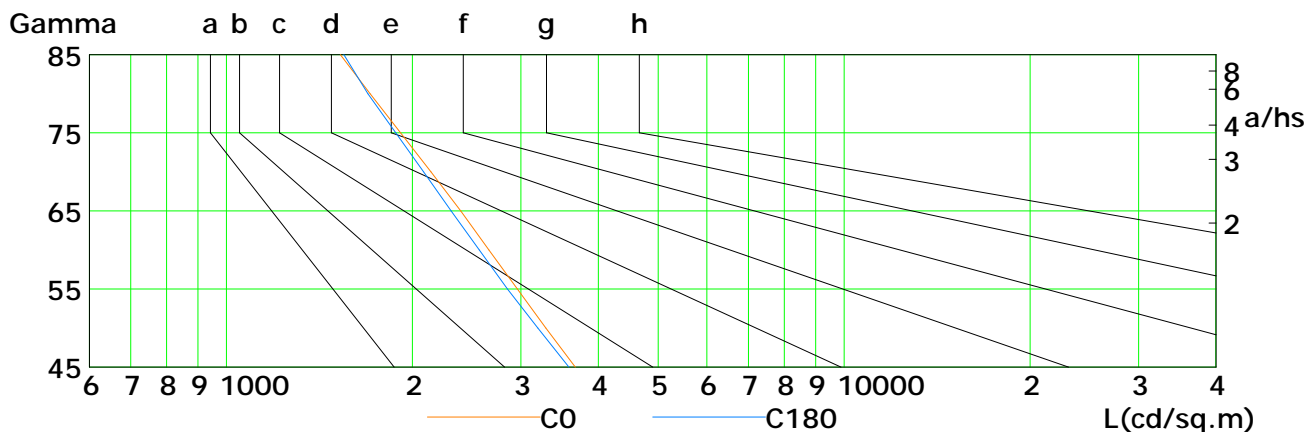
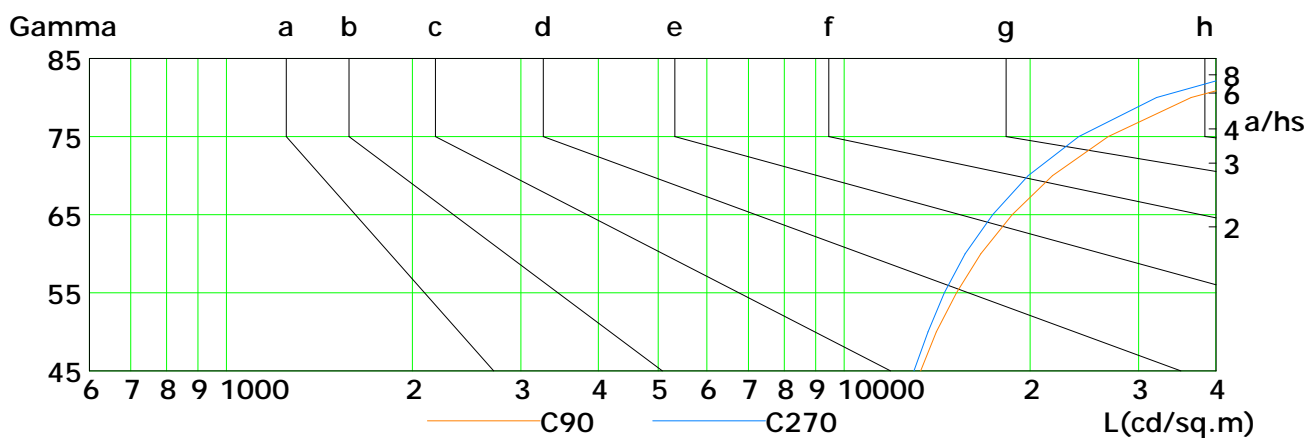
C Plane (°):0.0-360.0: 30.0
Test Lab:
Test Type: TYPE C
Temperature: 25
Operator: Jacky

Gamma Plane (°):0.0-180.0:1.0
Test Device: GPM-1800B
Distance: 9.028 m
Humidity: 60%
Inspector:

Lum Limit Curve

Dazzle	Quality	Illuminance (lx)							
1.15	A	2000	1000	500	<=300				
1.50	B		2000	1000	500	<=300			
1.85	C			2000	1000	500	<=300		
2.20	D				2000	1000	500	<=300	
2.55	E					2000	1000	500	<=300

a b c d e f g h



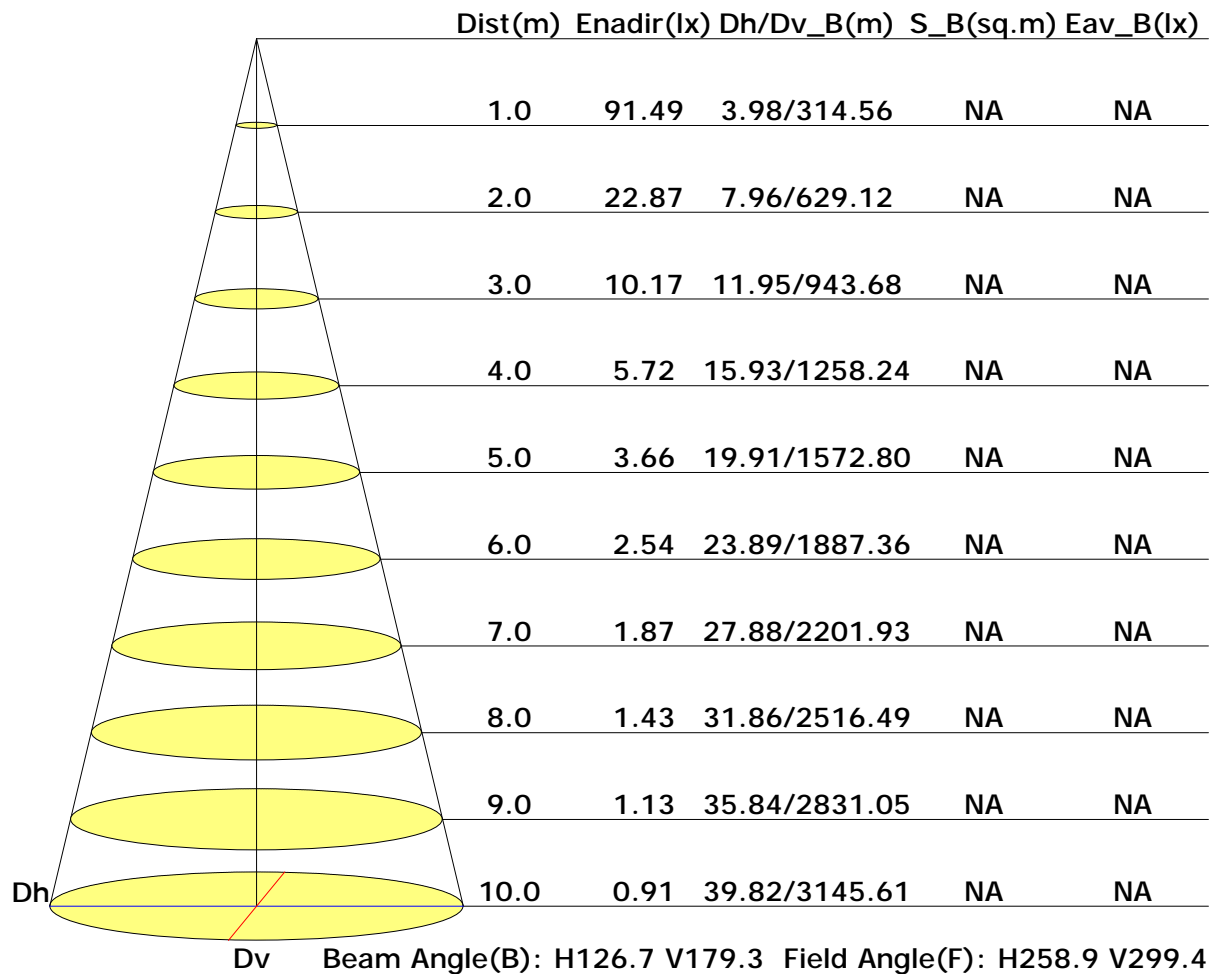
L(cd/sq.m)	G45	G50	G55	G60	G65	G70	G75	G80	G85
C0	3672	3290	2960	2660	2395	2144	1915	1709	1530
C90	13306	14105	15208	16657	18726	21764	26763	36452	62481
C180	3585	3196	2853	2569	2312	2086	1880	1695	1551
C270	12974	13678	14540	15712	17405	19857	23997	32040	53751

C Plane (°):0.0-360.0: 30.0
Test Lab:
Test Type: TYPE C
Temperature: 25
Operator: Jacky

Gamma Plane (°):0.0-180.0:1.0
Test Device: GPM-1800B
Distance: 9.028 m
Humidity: 60%
Inspector:



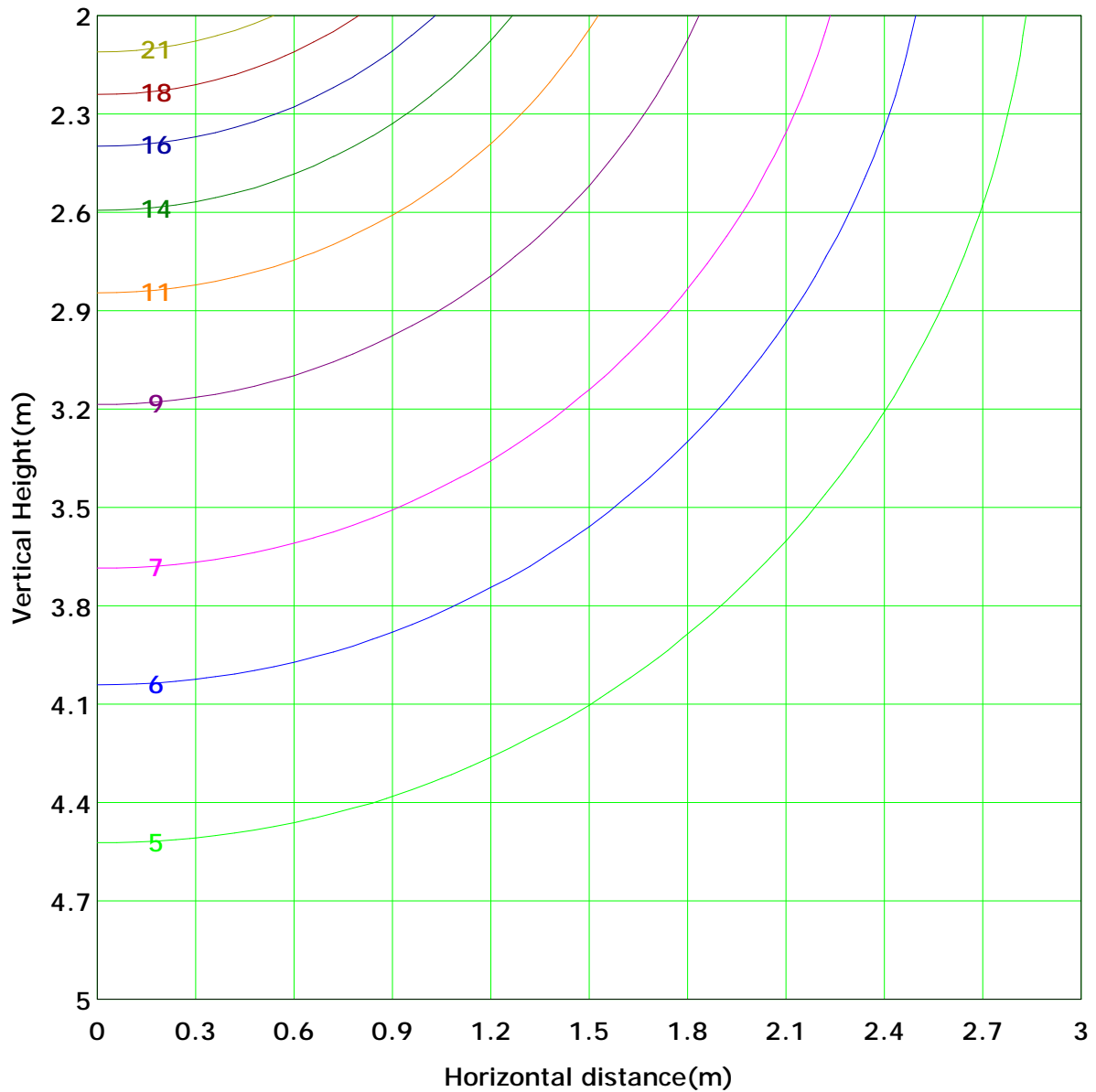
Illuminance at a Distance



C Plane (°):0.0-360.0: 30.0
Test Lab:
Test Type: TYPE C
Temperature: 25
Operator: Jacky

Gamma Plane (°):0.0-180.0:1.0
Test Device: GPM-1800B
Distance: 9.028 m
Humidity: 60%
Inspector:

Vertical IsoLux Plot



Lowest(m): 2.0m	Highest(m): 5.0m	Max Lux: 22.9 lx
(10%): 2.3 lx	(20%): 4.6 lx	
(25%): 5.7 lx	(30%): 6.9 lx	
(40%): 9.1 lx	(50%): 11.4 lx	
(60%): 13.7 lx	(70%): 16.0 lx	
(80%): 18.3 lx	(90%): 20.6 lx	

C Plane (°):0.0-360.0: 30.0
Test Lab:
Test Type: TYPE C
Temperature: 25
Operator: Jacky

Gamma Plane (°):0.0-180.0:1.0
Test Device: GPM-1800B
Distance: 9.028 m
Humidity: 60%
Inspector:

Area Flux Table

Unit: lm

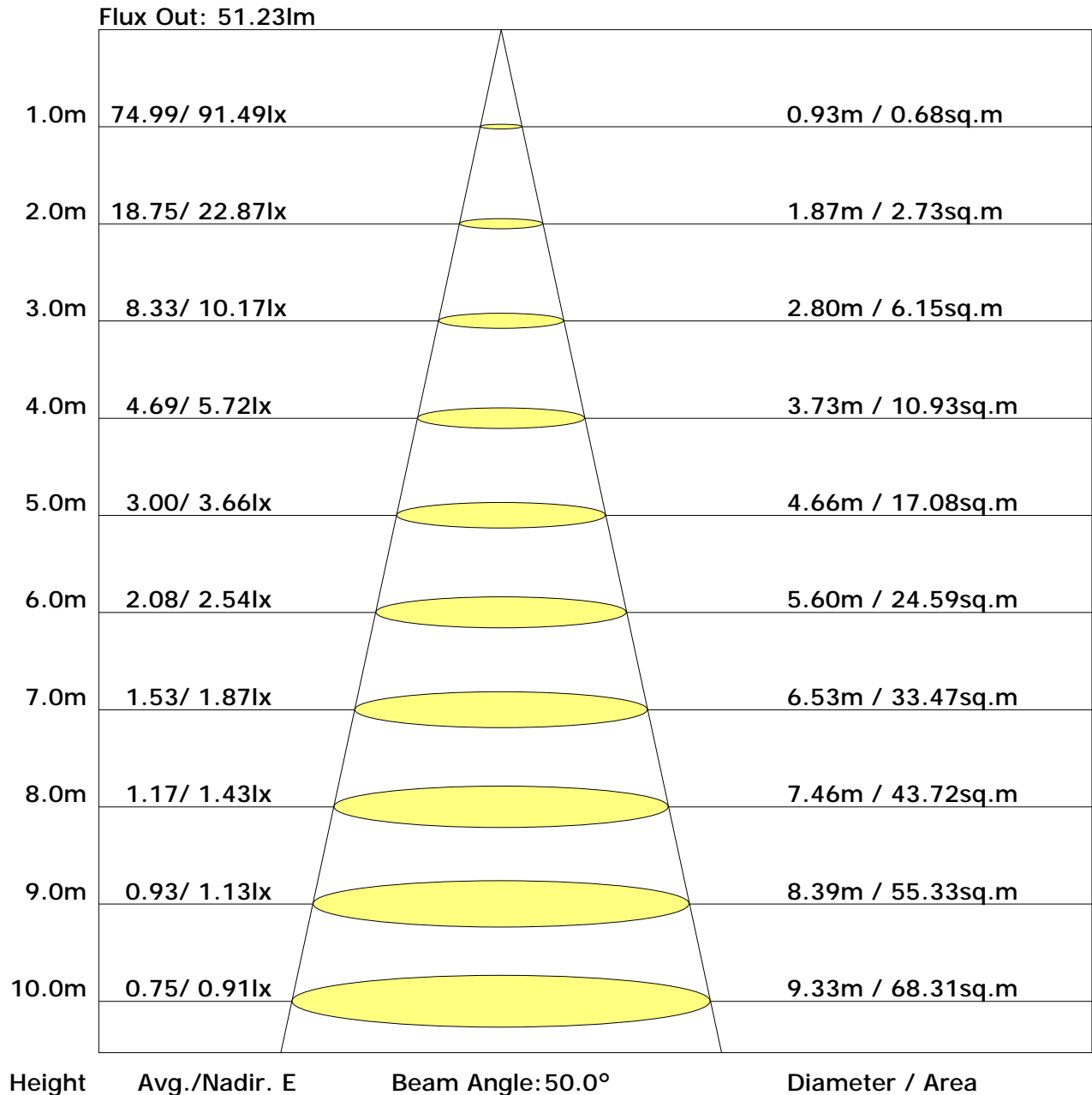
		Orientation																				
		-90	-80	-70	-60	-50	-40	-30	-20	-10	0	10	20	30	40	50	60	70	80	90	Flux(T)	Flux(E)
Vertical plane	-90	0.1	0.1	0.1	0.1	0.3	0.6	0.8	1.0	1.3	1.4	1.4	1.4	1.2	1.0	0.8	0.5	0.3	0.1	12.3	12.1	
	-80	0.1	0.1	0.1	0.2	0.4	0.7	1.0	1.3	1.5	1.6	1.6	1.6	1.4	1.1	0.8	0.5	0.3	0.1	14.4	14.3	
	-70	0.1	0.1	0.2	0.3	0.6	0.9	1.2	1.5	1.7	1.9	1.9	1.8	1.5	1.2	0.9	0.6	0.3	0.1	16.6	16.6	
	-60	0.1	0.2	0.3	0.4	0.7	1.0	1.4	1.7	2.0	2.1	2.1	2.0	1.7	1.3	1.0	0.6	0.3	0.1	18.7	18.7	
	-50	0.1	0.2	0.3	0.5	0.8	1.2	1.6	1.9	2.2	2.3	2.3	2.1	1.8	1.4	1.0	0.6	0.3	0.1	20.6	20.6	
	-40	0.1	0.2	0.4	0.7	1.0	1.4	1.8	2.1	2.3	2.4	2.4	2.4	2.2	1.8	1.4	1.0	0.6	0.3	0.1	22.2	22.2
	-30	0.1	0.2	0.5	0.8	1.1	1.5	1.9	2.3	2.5	2.6	2.5	2.5	2.2	1.9	1.5	1.0	0.6	0.3	0.1	23.5	23.5
	-20	0.1	0.3	0.5	0.8	1.2	1.7	2.1	2.4	2.6	2.7	2.5	2.5	2.3	1.9	1.5	1.0	0.6	0.3	0.1	24.5	24.5
	-10	0.1	0.3	0.5	0.9	1.3	1.8	2.2	2.5	2.7	2.7	2.6	2.6	2.3	1.9	1.4	1.0	0.6	0.3	0.1	25.2	25.2
	0	0.1	0.3	0.6	1.0	1.4	1.9	2.3	2.6	2.7	2.7	2.6	2.6	2.2	1.8	1.4	0.9	0.6	0.3	0.1	25.4	25.4
Horizontal plane	10	0.1	0.3	0.6	1.0	1.5	1.9	2.3	2.6	2.7	2.7	2.5	2.1	1.7	1.3	0.9	0.5	0.3	0.1	25.0	25.0	
	20	0.1	0.3	0.6	1.1	1.5	1.9	2.3	2.5	2.6	2.6	2.3	2.0	1.6	1.2	0.8	0.5	0.2	0.1	24.2	24.2	
	30	0.1	0.3	0.7	1.1	1.5	1.9	2.2	2.4	2.5	2.4	2.2	1.8	1.4	1.0	0.7	0.4	0.2	0.1	23.1	23.1	
	40	0.1	0.3	0.7	1.1	1.5	1.9	2.2	2.3	2.4	2.2	1.6	1.3	0.9	0.6	0.4	0.2	0.1	0.1	21.6	21.6	
	50	0.1	0.3	0.7	1.1	1.4	1.8	2.1	2.2	2.2	1.8	1.5	1.1	0.8	0.5	0.3	0.2	0.1	0.1	20.0	20.0	
	60	0.1	0.3	0.6	1.0	1.4	1.7	2.0	2.0	2.0	1.6	1.3	1.0	0.6	0.4	0.2	0.1	0.1	0.1	18.3	18.3	
	70	0.1	0.3	0.6	1.0	1.3	1.6	1.8	1.8	1.8	1.4	1.1	0.8	0.5	0.3	0.2	0.1	0.1	0.1	16.3	16.3	
	80	0.1	0.3	0.6	0.9	1.2	1.5	1.6	1.6	1.6	1.5	1.2	0.9	0.6	0.4	0.1	0.1	0.1	0.1	14.3	14.2	
	90	1.3	4.4	8.6	13.8	20.2	26.8	32.7	36.9	39.4	39.4	36.7	32.3	26.4	19.8	13.5	8.4	4.3	1.2	366		
	Flux(E)	1.3	4.4	8.5	13.7	20.2	26.8	32.7	36.9	39.4	39.4	36.7	32.3	26.4	19.8	13.5	8.4	4.3	1.2		366	

C Plane (°): 0.0-360.0: 30.0
Test Lab:
Test Type: TYPE C
Temperature: 25
Operator: Jacky

Gamma Plane (°): 0.0-180.0: 1.0
Test Device: GPM-1800B
Distance: 9.028 m
Humidity: 60%
Inspector:



The Average Illuminance Effective Figure



C Plane (°):0.0-360.0: 30.0
Test Lab:
Test Type: TYPE C
Temperature: 25
Operator: Jacky

Gamma Plane (°):0.0-180.0: 1.0
Test Device: GPM-1800B
Distance: 9.028 m
Humidity: 60%
Inspector:

UGR Table

Reflectance:										
Ceiling (cavity)	0.7	0.7	0.5	0.5	0.3	0.7	0.7	0.5	0.5	0.3
Wall	0.5	0.3	0.5	0.3	0.3	0.5	0.3	0.5	0.3	0.3
Reference plane	0.2	0.2	0.2	0.2	0.2	0.2	0.2	0.2	0.2	0.2
Room dimensions	Viewed crosswise					Viewed endwise				
X=2H Y=2H	18.9	20.2	19.5	20.9	21.7	18.0	19.3	18.7	20.0	20.8
3H	21.4	22.6	22.1	23.3	24.2	20.4	21.6	21.0	22.3	23.1
4H	22.7	23.8	23.4	24.5	25.4	21.4	22.6	22.1	23.3	24.2
6H	24.0	25.1	24.7	25.8	26.7	22.5	23.6	23.2	24.3	25.2
8H	24.7	25.7	25.4	26.5	27.3	23.0	24.0	23.7	24.8	25.7
12H	25.5	26.5	26.2	27.2	28.1	23.5	24.5	24.2	25.2	26.1
X=4H Y=2H	19.3	20.5	20.0	21.2	22.1	18.8	19.9	19.5	20.6	21.5
3H	22.0	23.0	22.7	23.8	24.6	21.4	22.3	22.1	23.1	24.0
4H	23.4	24.3	24.1	25.0	25.9	22.6	23.5	23.3	24.3	25.2
6H	24.8	25.6	25.5	26.4	27.3	23.8	24.6	24.6	25.4	26.3
8H	25.6	26.3	26.3	27.1	28.0	24.4	25.2	25.2	26.0	26.9
12H	26.4	27.1	27.2	27.9	28.8	25.0	25.7	25.8	26.5	27.4
X=8H Y=4H	23.6	24.4	24.4	25.2	26.1	23.1	23.9	23.8	24.6	25.6
6H	25.2	25.9	26.0	26.7	27.6	24.5	25.2	25.3	26.0	26.9
8H	26.0	26.6	26.8	27.4	28.4	25.3	25.9	26.0	26.7	27.6
12H	27.0	27.5	27.8	28.3	29.3	26.0	26.5	26.8	27.3	28.3
X=12H Y=4H	23.7	24.4	24.5	25.2	26.1	23.2	23.9	24.0	24.7	25.6
6H	25.3	25.9	26.1	26.7	27.6	24.7	25.3	25.5	26.1	27.1
8H	26.2	26.7	27.0	27.5	28.5	25.5	26.1	26.3	26.9	27.9

Calculate in accordance with CIE 190:2010

 C Plane (°):0.0-360.0: 30.0
 Test Lab:
 Test Type: TYPE C
 Temperature: 25
 Operator: Jacky

 Gamma Plane (°):0.0-180.0:1.0
 Test Device: GPM-1800B
 Distance: 9.028 m
 Humidity: 60%
 Inspector:

Utilisation Factor Table(Floor cavity)

Utilisation Factors UF(F)			SHR NOM = 1.50								
Room Reflectance			Room Index(RI)								
Ceiling	Wall	Floor	0.75	1.00	1.25	1.50	2.00	2.50	3.00	4.00	5.00
0.70	0.50	0.20	0.47	0.55	0.62	0.67	0.74	0.79	0.82	0.87	0.91
	0.30		0.39	0.46	0.54	0.59	0.66	0.72	0.76	0.82	0.86
	0.20		0.33	0.40	0.47	0.53	0.60	0.66	0.71	0.77	0.82
0.50	0.50	0.20	0.43	0.50	0.56	0.61	0.67	0.71	0.75	0.79	0.82
	0.30		0.36	0.43	0.50	0.54	0.61	0.66	0.70	0.75	0.79
	0.20		0.31	0.38	0.44	0.49	0.56	0.61	0.65	0.71	0.75
0.30	0.50	0.20	0.40	0.46	0.51	0.55	0.61	0.65	0.68	0.72	0.74
	0.30		0.34	0.40	0.46	0.50	0.56	0.60	0.64	0.68	0.72
	0.20		0.30	0.35	0.41	0.46	0.52	0.57	0.60	0.65	0.69
0.00	0.00	0.00	0.25	0.30	0.35	0.39	0.45	0.49	0.52	0.56	0.59
Rating: 10W Photometrically tested without ceiling board. Multiply UF values by service correction factors Calculate in accordance with CIBSE Technical Memorandum NO.5 1980											

Utilisation Factor Table(Wall)

Utilisation Factors UF(W)			SHR NOM = 1.50									
Room Reflectance			Room Index(RI)									
Ceiling	Wall	Floor	0.75	1.00	1.25	1.50	2.00	2.50	3.00	4.00	5.00	
0.70	0.50	0.20	1.02	0.88	0.77	0.69	0.57	0.48	0.42	0.34	0.29	
	0.30		0.85	0.76	0.67	0.61	0.51	0.44	0.39	0.32	0.27	
	0.20		0.73	0.66	0.59	0.54	0.47	0.41	0.37	0.30	0.26	
0.50	0.50	0.20	0.94	0.81	0.71	0.63	0.52	0.47	0.39	0.32	0.27	
	0.30		0.79	0.71	0.62	0.56	0.48	0.41	0.37	0.30	0.25	
	0.20		0.69	0.62	0.56	0.51	0.44	0.38	0.34	0.28	0.24	
0.30	0.50	0.20	0.86	0.75	0.65	0.58	0.48	0.41	0.36	0.29	0.25	
	0.30		0.74	0.66	0.58	0.52	0.44	0.38	0.34	0.28	0.24	
	0.20		0.65	0.59	0.53	0.48	0.41	0.36	0.32	0.27	0.23	
0.00	0.00	0.00	0.52	0.47	0.42	0.38	0.33	0.29	0.26	0.21	0.18	
Rating: 10W Photometrically tested without ceiling board. Multiply UF values by service correction factors Calculate in accordance with CIBSE Technical Memorandum NO.5 1980												

Utilisation Factor Table(Ceiling cavity)

Utilisation Factors UF(C)			SHR NOM = 1.50									
Room Reflectance			Room Index(RI)									
Ceiling	Wall	Floor	0.75	1.00	1.25	1.50	2.00	2.50	3.00	4.00	5.00	
0.70	0.50	0.20	0.39	0.40	0.41	0.41	0.42	0.43	0.43	0.44	0.44	
	0.30		0.32	0.33	0.34	0.35	0.37	0.38	0.38	0.40	0.40	
	0.20		0.27	0.28	0.29	0.30	0.32	0.33	0.34	0.36	0.37	
0.50	0.50	0.20	0.37	0.39	0.39	0.40	0.41	0.41	0.41	0.42	0.42	
	0.30		0.31	0.32	0.33	0.34	0.36	0.36	0.37	0.38	0.39	
	0.20		0.26	0.27	0.29	0.30	0.31	0.33	0.34	0.35	0.36	
0.30	0.50	0.20	0.36	0.37	0.38	0.38	0.39	0.39	0.40	0.40	0.40	
	0.30		0.30	0.32	0.33	0.33	0.35	0.35	0.36	0.37	0.37	
	0.20		0.26	0.27	0.28	0.29	0.31	0.32	0.33	0.34	0.35	
0.00	0.00	0.00	0.23	0.23	0.23	0.23	0.23	0.23	0.23	0.23	0.23	
Rating: 10W Photometrically tested without ceiling board. Multiply UF values by service correction factors Calculate in accordance with CIBSE Technical Memorandum NO.5 1980												

Zonal Lumen

Gamma [°]	I _{mean} [cd]	Zonal Flux [lm]	Sum Zonal Flux [lm]	Rel Zonal Flux [%]	Sum Rel Zonal Flux [%]
0.0-1.0	90.6	0.1	0.1	0.02	0.02
1.0-2.0	90.6	0.3	0.3	0.05	0.07
2.0-3.0	90.5	0.4	0.8	0.09	0.16
3.0-4.0	90.5	0.6	1.4	0.13	0.29
4.0-5.0	90.4	0.8	2.2	0.16	0.46
5.0-6.0	90.3	0.9	3.1	0.20	0.66
6.0-7.0	90.2	1.1	4.2	0.24	0.89
7.0-8.0	90.0	1.3	5.5	0.27	1.17
8.0-9.0	89.8	1.5	7.0	0.31	1.47
9.0-10.0	89.6	1.6	8.6	0.34	1.82
10.0-11.0	89.3	1.8	10.4	0.38	2.19
11.0-12.0	89.1	1.9	12.3	0.41	2.60
12.0-13.0	88.8	2.1	14.4	0.45	3.05
13.0-14.0	88.5	2.3	16.7	0.48	3.53
14.0-15.0	88.2	2.4	19.1	0.51	4.04
15.0-16.0	87.8	2.6	21.7	0.54	4.58
16.0-17.0	87.5	2.7	24.4	0.58	5.16
17.0-18.0	87.0	2.9	27.3	0.61	5.77
18.0-19.0	86.6	3.0	30.3	0.64	6.40
19.0-20.0	86.2	3.2	33.5	0.67	7.07
20.0-21.0	85.7	3.3	36.8	0.70	7.76
21.0-22.0	85.2	3.4	40.2	0.72	8.49
22.0-23.0	84.7	3.6	43.7	0.75	9.24
23.0-24.0	84.2	3.7	47.4	0.78	10.02
24.0-25.0	83.7	3.8	51.2	0.80	10.82
25.0-26.0	83.1	3.9	55.1	0.83	11.65
26.0-27.0	82.5	4.0	59.2	0.85	12.50
27.0-28.0	81.9	4.1	63.3	0.88	13.38
28.0-29.0	81.3	4.3	67.6	0.90	14.28
29.0-30.0	80.7	4.4	71.9	0.92	15.20
30.0-31.0	80.1	4.5	76.4	0.94	16.14
31.0-32.0	79.4	4.5	81.0	0.96	17.10
32.0-33.0	78.7	4.6	85.6	0.98	18.08
33.0-34.0	78.0	4.7	90.3	1.00	19.08
34.0-35.0	77.3	4.8	95.1	1.01	20.09
35.0-36.0	76.6	4.9	100.0	1.03	21.12

C Plane (°): 0.0-360.0: 30.0
 Test Lab:
 Test Type: TYPE C
 Temperature: 25
 Operator: Jacky

Gamma Plane (°): 0.0-180.0: 1.0
 Test Device: GPM-1800B
 Distance: 9.028 m
 Humidity: 60%
 Inspector:

Zonal Lumen (Continue 1)

Gamma [°]	I _{mean} [cd]	Zonal Flux [lm]	Sum Zonal Flux [lm]	Rel Zonal Flux [%]	Sum Rel Zonal Flux [%]
36.0-37.0	75.9	5.0	104.9	1.05	22.17
37.0-38.0	75.2	5.0	110.0	1.06	23.23
38.0-39.0	74.5	5.1	115.1	1.07	24.31
39.0-40.0	73.8	5.1	120.2	1.09	25.39
40.0-41.0	73.0	5.2	125.4	1.10	26.49
41.0-42.0	72.2	5.2	130.6	1.11	27.60
42.0-43.0	71.5	5.3	135.9	1.12	28.72
43.0-44.0	70.7	5.3	141.3	1.13	29.85
44.0-45.0	70.0	5.4	146.7	1.14	30.98
45.0-46.0	69.2	5.4	152.1	1.14	32.12
46.0-47.0	68.4	5.4	157.5	1.15	33.27
47.0-48.0	67.6	5.5	163.0	1.15	34.43
48.0-49.0	66.8	5.5	168.5	1.16	35.59
49.0-50.0	65.9	5.5	174.0	1.16	36.75
50.0-51.0	65.1	5.5	179.5	1.16	37.91
51.0-52.0	64.3	5.5	185.0	1.17	39.08
52.0-53.0	63.5	5.5	190.5	1.17	40.24
53.0-54.0	62.6	5.5	196.0	1.17	41.41
54.0-55.0	61.8	5.5	201.5	1.16	42.57
55.0-56.0	60.9	5.5	207.0	1.16	43.74
56.0-57.0	60.1	5.5	212.5	1.16	44.90
57.0-58.0	59.2	5.5	218.0	1.16	46.05
58.0-59.0	58.4	5.5	223.5	1.15	47.21
59.0-60.0	57.5	5.4	228.9	1.15	48.35
60.0-61.0	56.7	5.4	234.3	1.14	49.50
61.0-62.0	55.8	5.4	239.7	1.14	50.63
62.0-63.0	54.9	5.3	245.0	1.13	51.76
63.0-64.0	54.0	5.3	250.3	1.12	52.88
64.0-65.0	53.2	5.3	255.6	1.11	53.99
65.0-66.0	52.3	5.2	260.8	1.10	55.10
66.0-67.0	51.4	5.2	266.0	1.09	56.19
67.0-68.0	50.5	5.1	271.1	1.08	57.27
68.0-69.0	49.6	5.1	276.2	1.07	58.34
69.0-70.0	48.7	5.0	281.2	1.06	59.40
70.0-71.0	47.9	4.9	286.1	1.04	60.44
71.0-72.0	47.0	4.9	291.0	1.03	61.47

C Plane (°): 0.0-360.0: 30.0
 Test Lab:
 Test Type: TYPE C
 Temperature: 25
 Operator: Jacky

Gamma Plane (°): 0.0-180.0: 1.0
 Test Device: GPM-1800B
 Distance: 9.028 m
 Humidity: 60%
 Inspector:

Zonal Lumen (Continue 2)

Gamma [°]	I _{mean} [cd]	Zonal Flux [lm]	Sum Zonal Flux [lm]	Rel Zonal Flux [%]	Sum Rel Zonal Flux [%]
72.0-73.0	46.1	4.8	295.8	1.02	62.49
73.0-74.0	45.2	4.8	300.6	1.00	63.49
74.0-75.0	44.3	4.7	305.3	0.99	64.48
75.0-76.0	43.4	4.6	309.9	0.97	65.46
76.0-77.0	42.6	4.5	314.4	0.96	66.42
77.0-78.0	41.7	4.5	318.9	0.94	67.36
78.0-79.0	40.8	4.4	323.3	0.93	68.29
79.0-80.0	39.9	4.3	327.6	0.91	69.20
80.0-81.0	39.1	4.2	331.8	0.89	70.09
81.0-82.0	38.3	4.1	335.9	0.88	70.97
82.0-83.0	37.4	4.1	340.0	0.86	71.82
83.0-84.0	36.6	4.0	344.0	0.84	72.67
84.0-85.0	35.8	3.9	347.9	0.82	73.49
85.0-86.0	35.0	3.8	351.7	0.81	74.30
86.0-87.0	34.2	3.7	355.5	0.79	75.09
87.0-88.0	33.5	3.7	359.1	0.77	75.86
88.0-89.0	32.8	3.6	362.7	0.76	76.62
89.0-90.0	32.1	3.5	366.2	0.74	77.36
90.0-91.0	31.5	3.5	369.7	0.73	78.09
91.0-92.0	30.9	3.4	373.1	0.72	78.81
92.0-93.0	30.3	3.3	376.4	0.70	79.51
93.0-94.0	29.8	3.3	379.6	0.69	80.20
94.0-95.0	29.2	3.2	382.8	0.67	80.87
95.0-96.0	28.7	3.1	386.0	0.66	81.54
96.0-97.0	28.1	3.1	389.0	0.65	82.18
97.0-98.0	27.6	3.0	392.0	0.63	82.82
98.0-99.0	27.0	2.9	395.0	0.62	83.44
99.0-100.0	26.5	2.9	397.8	0.61	84.04
100.0-101.0	26.0	2.8	400.6	0.59	84.63
101.0-102.0	25.5	2.7	403.4	0.58	85.21
102.0-103.0	25.0	2.7	406.0	0.56	85.78
103.0-104.0	24.5	2.6	408.7	0.55	86.33
104.0-105.0	24.1	2.6	411.2	0.54	86.87
105.0-106.0	23.6	2.5	413.7	0.53	87.40
106.0-107.0	23.2	2.4	416.2	0.52	87.91
107.0-108.0	22.8	2.4	418.5	0.50	88.41

C Plane (°): 0.0-360.0: 30.0
 Test Lab:
 Test Type: TYPE C
 Temperature: 25
 Operator: Jacky

Gamma Plane (°): 0.0-180.0: 1.0
 Test Device: GPM-1800B
 Distance: 9.028 m
 Humidity: 60%
 Inspector:

Zonal Lumen (Continue 3)

Gamma [°]	I _{mean} [cd]	Zonal Flux [lm]	Sum Zonal Flux [lm]	Rel Zonal Flux [%]	Sum Rel Zonal Flux [%]
108.0-109.0	22.4	2.3	420.9	0.49	88.91
109.0-110.0	22.0	2.3	423.1	0.48	89.39
110.0-111.0	21.6	2.2	425.3	0.47	89.85
111.0-112.0	21.2	2.2	427.5	0.46	90.31
112.0-113.0	20.8	2.1	429.6	0.44	90.75
113.0-114.0	20.4	2.1	431.7	0.43	91.19
114.0-115.0	20.0	2.0	433.7	0.42	91.61
115.0-116.0	19.6	1.9	435.6	0.41	92.02
116.0-117.0	19.3	1.9	437.5	0.40	92.42
117.0-118.0	18.9	1.8	439.3	0.39	92.81
118.0-119.0	18.5	1.8	441.1	0.38	93.19
119.0-120.0	18.2	1.7	442.9	0.37	93.55
120.0-121.0	17.8	1.7	444.5	0.35	93.91
121.0-122.0	17.4	1.6	446.2	0.34	94.25
122.0-123.0	17.0	1.6	447.7	0.33	94.58
123.0-124.0	16.6	1.5	449.3	0.32	94.90
124.0-125.0	16.3	1.5	450.7	0.31	95.21
125.0-126.0	15.9	1.4	452.1	0.30	95.51
126.0-127.0	15.5	1.4	453.5	0.29	95.80
127.0-128.0	15.1	1.3	454.8	0.28	96.08
128.0-129.0	14.7	1.3	456.1	0.27	96.35
129.0-130.0	14.3	1.2	457.3	0.26	96.60
130.0-131.0	13.9	1.2	458.4	0.24	96.84
131.0-132.0	13.5	1.1	459.6	0.23	97.08
132.0-133.0	13.1	1.1	460.6	0.22	97.30
133.0-134.0	12.7	1.0	461.6	0.21	97.51
134.0-135.0	12.3	1.0	462.6	0.20	97.72
135.0-136.0	11.8	0.9	463.5	0.19	97.91
136.0-137.0	11.4	0.9	464.3	0.18	98.09
137.0-138.0	10.9	0.8	465.2	0.17	98.26
138.0-139.0	10.5	0.8	465.9	0.16	98.42
139.0-140.0	10.0	0.7	466.6	0.15	98.57
140.0-141.0	9.5	0.7	467.3	0.14	98.71
141.0-142.0	9.1	0.6	467.9	0.13	98.84
142.0-143.0	8.6	0.6	468.5	0.12	98.97
143.0-144.0	8.1	0.5	469.0	0.11	99.08

C Plane (°): 0.0-360.0: 30.0
 Test Lab:
 Test Type: TYPE C
 Temperature: 25
 Operator: Jacky

Gamma Plane (°): 0.0-180.0: 1.0
 Test Device: GPM-1800B
 Distance: 9.028 m
 Humidity: 60%
 Inspector:

Zonal Lumen (Continue 4)

Gamma [°]	I _{mean} [cd]	Zonal Flux [lm]	Sum Zonal Flux [lm]	Rel Zonal Flux [%]	Sum Rel Zonal Flux [%]
144.0-145.0	7.7	0.5	469.5	0.10	99.18
145.0-146.0	7.3	0.5	470.0	0.10	99.28
146.0-147.0	6.9	0.4	470.4	0.09	99.36
147.0-148.0	6.5	0.4	470.8	0.08	99.44
148.0-149.0	6.0	0.3	471.1	0.07	99.52
149.0-150.0	5.6	0.3	471.4	0.07	99.58
150.0-151.0	5.2	0.3	471.7	0.06	99.64
151.0-152.0	4.8	0.3	471.9	0.05	99.70
152.0-153.0	4.3	0.2	472.2	0.05	99.74
153.0-154.0	3.8	0.2	472.4	0.04	99.78
154.0-155.0	3.4	0.2	472.5	0.03	99.82
155.0-156.0	2.9	0.1	472.6	0.03	99.85
156.0-157.0	2.5	0.1	472.8	0.02	99.87
157.0-158.0	2.2	0.1	472.8	0.02	99.89
158.0-159.0	1.9	0.1	472.9	0.02	99.90
159.0-160.0	1.6	0.1	473.0	0.01	99.92
160.0-161.0	1.5	0.1	473.0	0.01	99.93
161.0-162.0	1.3	0.0	473.1	0.01	99.94
162.0-163.0	1.2	0.0	473.1	0.01	99.95
163.0-164.0	1.1	0.0	473.2	0.01	99.95
164.0-165.0	1.1	0.0	473.2	0.01	99.96
165.0-166.0	1.0	0.0	473.2	0.01	99.97
166.0-167.0	0.9	0.0	473.2	0.01	99.97
167.0-168.0	0.9	0.0	473.3	0.00	99.98
168.0-169.0	0.9	0.0	473.3	0.00	99.98
169.0-170.0	0.9	0.0	473.3	0.00	99.98
170.0-171.0	0.8	0.0	473.3	0.00	99.99
171.0-172.0	0.8	0.0	473.3	0.00	99.99
172.0-173.0	0.8	0.0	473.3	0.00	99.99
173.0-174.0	0.8	0.0	473.4	0.00	99.99
174.0-175.0	0.8	0.0	473.4	0.00	100.00
175.0-176.0	0.8	0.0	473.4	0.00	100.00
176.0-177.0	0.8	0.0	473.4	0.00	100.00
177.0-178.0	0.8	0.0	473.4	0.00	100.00
178.0-179.0	0.8	0.0	473.4	0.00	100.00
179.0-180.0	0.8	0.0	473.4	0.00	100.00

C Plane (°):0.0-360.0: 30.0
Test Lab:
Test Type: TYPE C
Temperature: 25
Operator: Jacky

Gamma Plane (°):0.0-180.0:1.0
Test Device: GPM-1800B
Distance: 9.028 m
Humidity: 60%
Inspector: